

ITEM DESCRIPTION

- A- Welding Positioner
- B- 3 Jaw Gripper
- C- Footswitch Assembly for Manual Operation
- D- Wire-feed / Arc Start Signal Kit
- E- Pneumatic Gun Positioning Assembly

AN ACCURATE AND RELIABLE

AUTOMATIC ROTARY WELD PRODUCTION SYSTEM

FOR A FRACTION OF THE PRICE OF A P.L.C./SERVO SYSTEM.

Gullco's microprocessor control not only provides improved speed regulation to Gullco's proven "GP" range of positioners. It also allows the positioner to be expanded into a fully automated welding cell. The control uses a tach feedback system to ensure smooth and accurate rotation of the workpiece regardless of piece weight and has the ability to activate a pneumatic welding gun holder and wire-feed/arc activation signal, based on an operator defined welding cycle. The programmable microprocessor also provides adjustable positioning timing cycles, amount of weld rotation and weld on/off through 360°.

KAT, KBM, MOGGY, KATBAK & SAM are registered trademarks of Gullco International Limited
Distributed by:

SPECIFICATIONS ARE SUBJECT TO CHANGE WITHOUT NOTICE. ALL DIMENSIONS ARE NOMINAL

GULLCO		
CANADA - GULLCO INTERNATIONAL LIMITED		
Phone: 1-905-953-4140	Fax: 1-905-953-4138	e-mail: sales@gullco.com
U.S.A - GULLCO INTERNATIONAL INC.		
Phone: 1-440-439-8333	Fax: 1-234 808-4146	e-mail: ussales@gullco.com
EUROPE - GULLCO INTERNATIONAL (U.K.) LIMITED		
Phone: +44 1257-253579	Fax: +44 1257-254629	e-mail: uksales@gullco.com
AUSTRALIA - GULLCO INTERNATIONAL PTY LIMITED		
Phone: 61 (0)7 3348 5515	Fax: 61 (0)7 3348 5510	e-mail: ausales@gullco.com
INDIA - GULLCO INTERNATIONAL INDIA PVT LIMITED		
Phone: +91-20-2551-1433	Fax: +91-20-2551-1433	e-mail: indsales@gullco.com
CHINA - GULLCO INTERNATIONAL SHANGHAI LIMITED		
Phone: +8621-50460341	Fax: +8621-50463554	e-mail: c.zhang@gullco.com
SINGAPORE - GULLCO INTERNATIONAL LIMITED		
Phone: +65-9385-4468		e-mail: benny.lim@gullco.com
LATIN AMERICA - GULLCO INTERNATIONAL LIMITED		
Phone: 55-11-99485-1336		e-mail: rogerio.macedo@gullco.com
GERMANY - ms gmbh Melchior Schweißtechnik		
Phone: +49(0)173 5437722	Fax: +49(0)208 999 38-38	e-mail: christian.mertens@ms-gmbh.com

GULLCO.COM

WP2204

WELDING AND CUTTING AUTOMATION

GULLCO




AUTOMATED WELDING POSITIONER




These welding positioners are positive drive rotary turn tables complete with mounting flange, drive and tilt mechanisms which incorporates a microprocessor based pulse width modulation motor control. Standard and Programmable models are available. The welding positioners are driven by a low voltage permanent magnet motor and gear head power unit assembly. The microprocessor motor control enables operator interface of start, stop, clockwise rotation and infinitely variable control of the speed, within the range of the model.

Rotation speed is electronically controlled using an optical tachometer located on the back of the gear-motor. Speeds within the range of the model are infinitely variable in both clockwise and counter-clockwise directions through a rotary speed adjustment potentiometer located on the remote control. Table tilt is manually set at any desired angle, from 0° through 90°, quickly and easily. Safety is greatly enhanced with Gullco low voltage (24 V) control and power supply system.



Increase Productivity, Quality and Profitability with Automation

AVAILABLE WITH A 2" THROUGH HOLE FOR LONGER WORK PIECES



GP/GPP 200 SERIES POSITIONERS ARE AVAILABLE IN STANDARD OR PROGRAMMABLE MODELS WHICH ARE EQUIPPED WITH CORRESPONDING REMOTE CONTROLS

STANDARD
The Standard Remote Control provides

- infinitely variable rotation speed within the model's speed range,
- forward/neutral/reverse switch,
- run/stop switch
- speed potentiometer



PROGRAMMABLE
The Programmable Remote Control with LED readout provides


- infinitely variable rotation speed within the model's speed range,
- forward/neutral/reverse switch,
- run/stop switch
- programmable microprocessor providing adjustable positioning timing cycles, amount of weld rotation, weld on/weld off through 360° and a signal to activate a pneumatically operated weld gun holder and wire feed arc activation.

FOOTSWITCHES (optional)
Three footswitch models are available;
GP-200-024 - Run/Stop footswitch assembly for manual operation. This kit provides a run/ stop footswitch; a footswitch guard cover: a connecting control cable; and strain relief glands. When activated, the footswitch will provide a run signal to the control.
GP-200-025 - Variable Speed footswitch assembly for manual operation. This kit provides a run/stop/variable speed footswitch; a footswitch guard cover; a connecting control cable; and strain relief glands. When activated, the footswitch will provide a run signal to the control and allow regulation of the rotational speed via the compression of the footswitch pedal.



GP-200-023 - Forward/Stop/Reverse footswitch assembly for manual operation. This kit provides a directional footswitch; a footswitch guard cover; a connecting control cable; and strain relief glands. When activated, the footswitch will provide a run signal and rotary direction signal to the control.

PURGE-EQUIPPED MODELS, have a 1/4" (6.4 mm) hole through the centre of the table drive shaft and a gas rotary coupling mounted on the underside of the table ... the shaft having a 1/4" NTP tapped gas inlet hole.



GULLCO SELF-CENTERING WELDING GRIPPER (optional) The **WPG-250** Gripper is quickly and easily mounted on any make of positioner, turntable or tailstock. They are slim but durable, weighing only about half that of a standard chuck, minimizing reduction in positioner capacity. Single lever operation provides smooth, positive self-centering action.



MOUNTING TABLE (optional) **GP-200-016** 12" (305mm) diameter mounting table. This round mounting table is used to facilitate direct mounting of components or fixtures and provides (6) radial mounting slots and various (3) hole pitch circle bolt patterns. The mounting table is quickly and easily mounted on the positioner spindle flange.



Gullco offers a wide range of accessories that provide low cost welding/cutting automation solutions including..

KR-1000 WSB free standing support and welding gun holder assembly. 1- 1/8" (28.6mm) square rack arms and rack boxes provide 22" (558.8 mm) of vertical adjustment and 10-1/2 (266.7mm) of horizontal adjustment. Supplied with swivel mounted, adjustable gun holder assembly.
KR-2000 WSB Same as above, except uses 1-1/2" (38.1mm) rack arms and rack boxes and provides 18" (457.2 mm) of vertical and 6-1/2" (165.1 mm) of horizontal adjustment.

KR-1000 CSB & KR-2000 CSB are the same as above except they are supplied with swivel mounted, standard rack-type cutting torch holder instead of welding gun holder

CUSTOMIZED AUTOMATION
The above cutting torch and welding gun support assemblies can be, and often are, equipped with one or two Gullco motorized rack arms controlled by a remote joystick pendant.



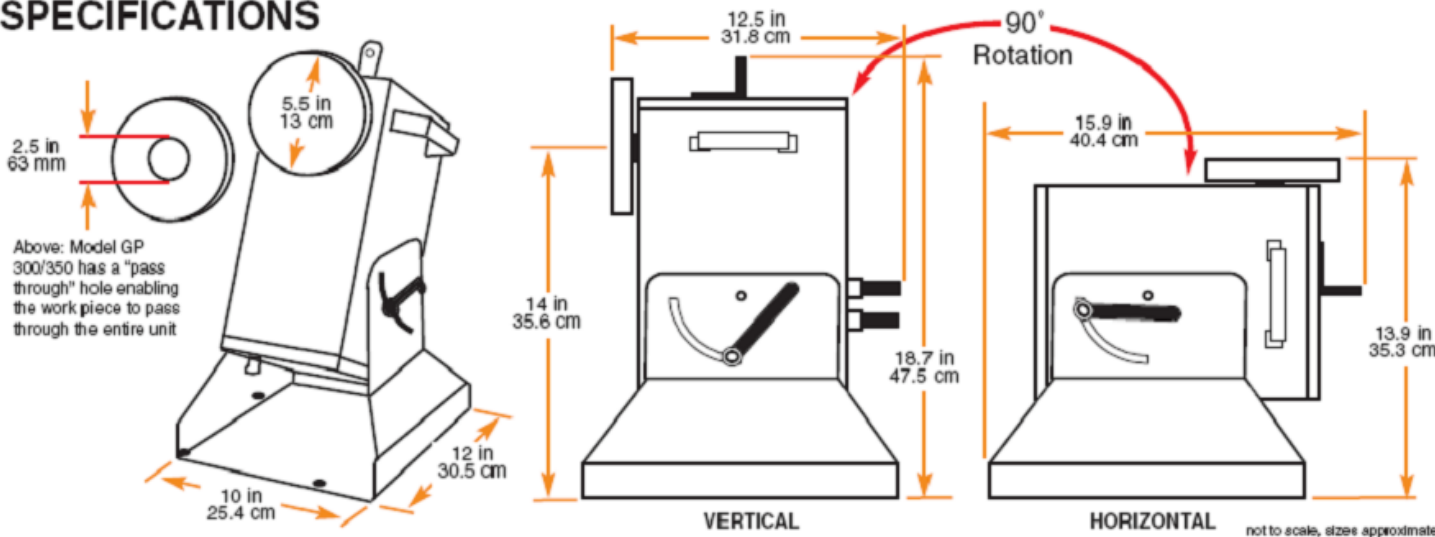
KR-1000 & 2000 CSB

Model GP-300/350
These "Through Hole" Positioners models are designed with a 2.5 inch (63 mm) "through hole" so the workpiece can be passed through the unit (max material of 2 3/8 OD) making production on long pieces easier and faster.



Pass through Hole
Workpiece Passes Through
The Positioner

SPECIFICATIONS



LOAD CAPACITY/SPEEDS
Models:
GP/GPP-(200 & 250)-M and **GP (300 & 350)-M**
(Speeds 0.27 to 4.63 RPM)150 lbs. (68 kg) at 3" (76 mm) center of gravity and 3" (76 mm) eccentricity with the table in the vertical position...300 lbs. (136 kg) with the table horizontal.

Models:
GP/GPP-(200 & 250)-H and **GP (300 & 350)-H**
(Speeds 0.75 to 12.5 RPM) 75 lbs. (34 kg) at 3" (76 mm) center of gravity and 2" (51 mm) eccentricity with the table in the vertical position...150 lbs. (68 kg) with the table horizontal.

Model	Gas Purge	Programmable	Rotational Speed	Vertical Table Loading @ 3" C of G	Horizontal Table Loading
GP-200 & 300-M			0.27 - 4.63 RPM	150 LBS. (68 KG.)	300 LBS. (132 KG.)
GPP-200-M					
GP-250 & 350-M					
GPP-250-M			0.75 - 12.5 RPM	75 LBS. (35 KG.)	150 LBS. (68 KG.)
GP-200 & 300-H					
GPP-200-H					
GP-250 & 350-H					
GPP-250-H					

TABLE ROTATION
Electronically controlled, infinitely variable in either direction. Positive drive.

TABLE TILT
0° through 90°

ROTATIONAL TORQUE
GP/GPP-(200 & 250)-M and **GP (300 & 350)-M** 450 inch lbs. (518 kg.cm)
GP/GPP-(200 & 250)-H and **GP (300 & 350)-H** 150 inch lbs. (172 kg.cm) through the speed range. The maximum allowable eccentricity of "centre of gravity" on the work piece for a given load in inches is calculated as follows.

150 weight of work in lbs. The weight must not exceed the values for overhung load ratings shown below.

(D) Distance	(L) Load		
	IN.	MM.	LBS.
3	76	150	68
6	152	97	44
9	229	72	33
12	305	57	26